



# **National Student Engagement Programme**

Clár Rannpháirtíochta Náisiúnta  
na Mac Léinn

## **Class Rep Census Project**

Rachael Sarsfield Ryan

NStEP Development Coordinator

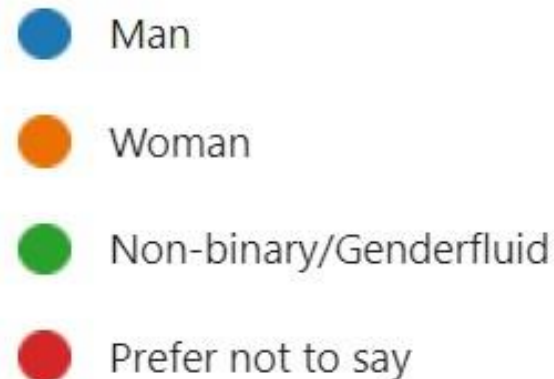
# The Questions

- ▶ Q1. Please describe your gender identity.
- ▶ Q2. Is your gender identity the same as the gender you were assigned at birth?
- ▶ Q3. What is your ethnicity?
- ▶ Q4. Are you a member of the LGBTQ+ community?
- ▶ Q5. Do you have a disability or condition that impacts on your learning, working, or learning activities?
- ▶ Q6. Do any of these other conditions which may impact your learning, working or learning activities apply to you?
- ▶ Q7. If you commute to college, please specify here (e.g. bike, bus, car, etc).



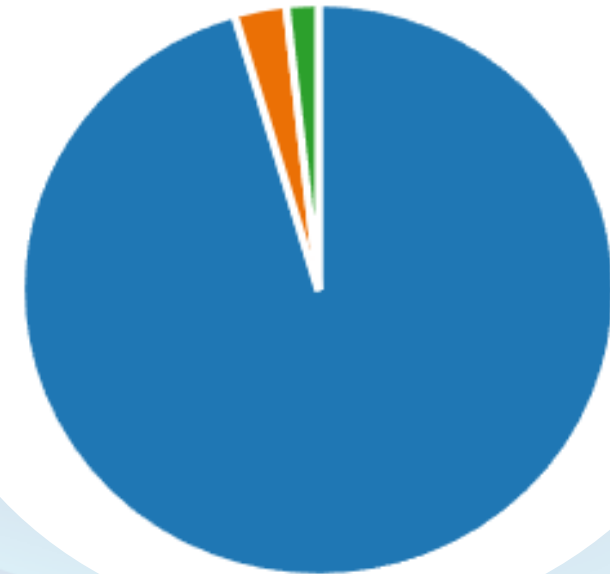
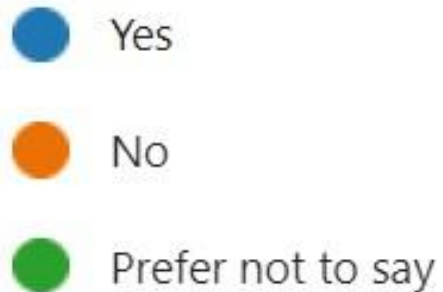
# Q1. Please describe your gender identity.

- ▶ Man - 177 (36%)
- ▶ Woman – 298 (60%)
- ▶ Non-binary/Genderfluid – 12 (2%)
- ▶ Prefer not to say – 9 (2%)



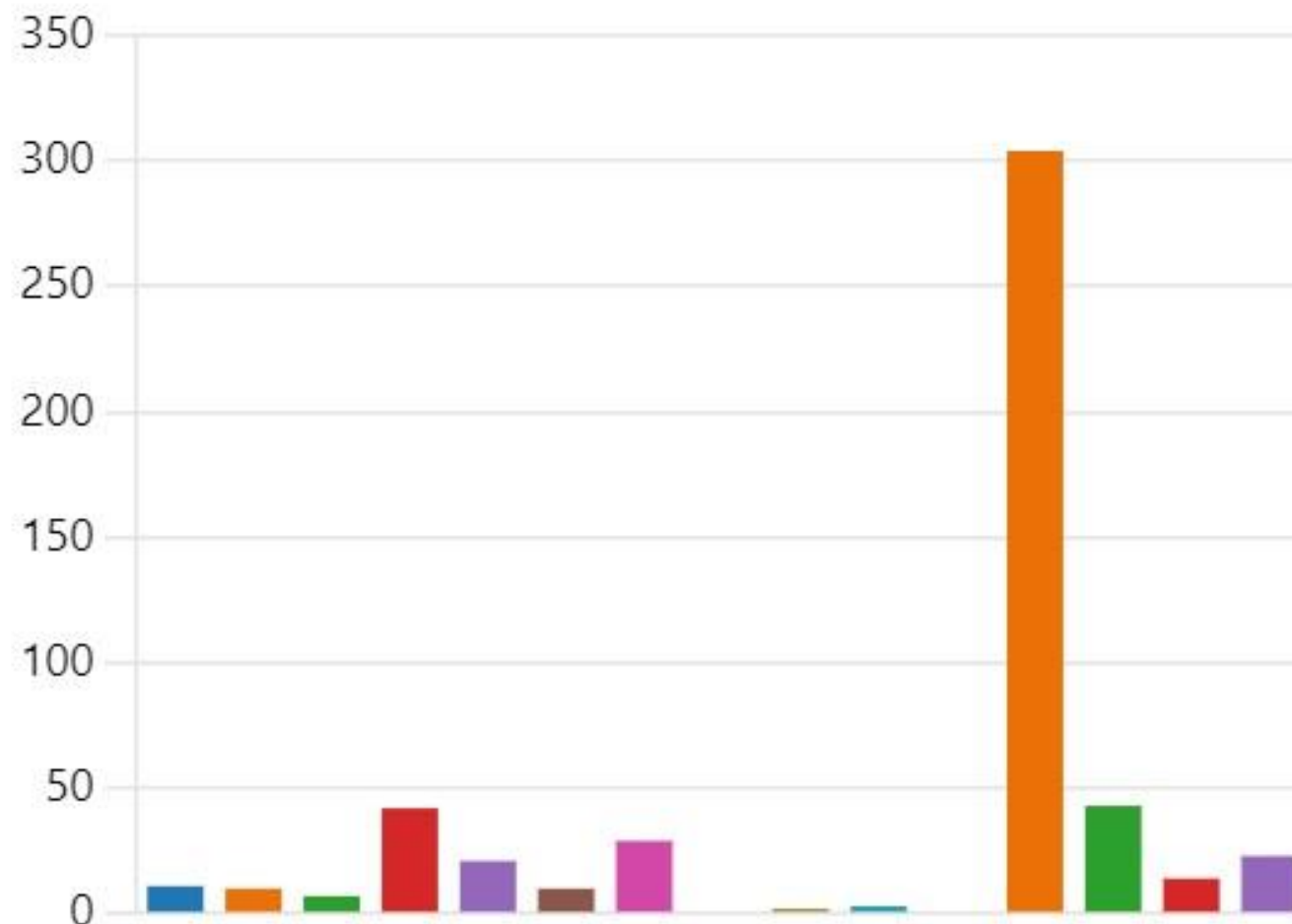
## Q2. Is your gender identity the same as the gender you were assigned at birth?

- ▶ Yes – 473 (95%)
- ▶ No – 15 (3%)
- ▶ Prefer not to say – 8 (2%)



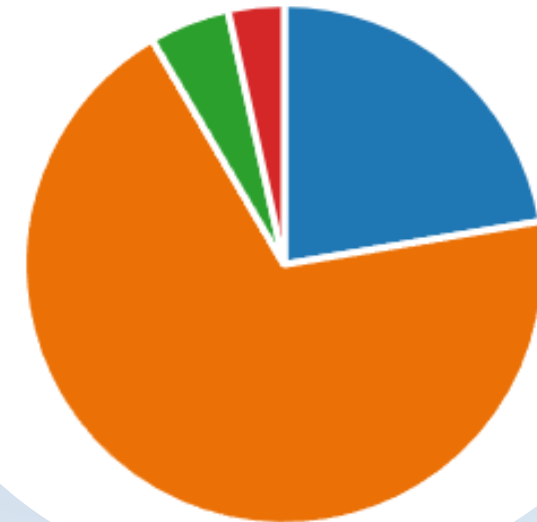
# Q3. What is your ethnicity?

Arab	11
Asian or Asian Irish	10
Asian - Chinese	7
Asian - Indian	42
Any other Asian background	21
Black or Black Irish	10
Black - African	29
Black Caribbean	0
Any other Black background	2
Irish Traveller	3
Roma	0
White or White Irish	304
Any other White background	43
Prefer not to say	14
Other	23



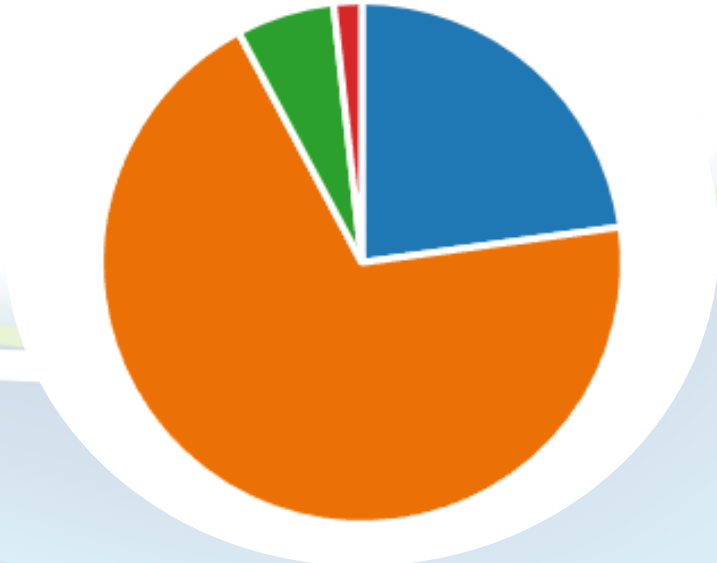
## Q4. Are you a member of the LGBTQ+ community?

- ▶ Yes – 105 (21%)
- ▶ No – 351 (71%)
- ▶ Questioning – 25 (5%)
- ▶ Prefer not to say – 16 (3%)



## Q5. Do you have a disability or condition that impacts on your learning, working, or learning activities?

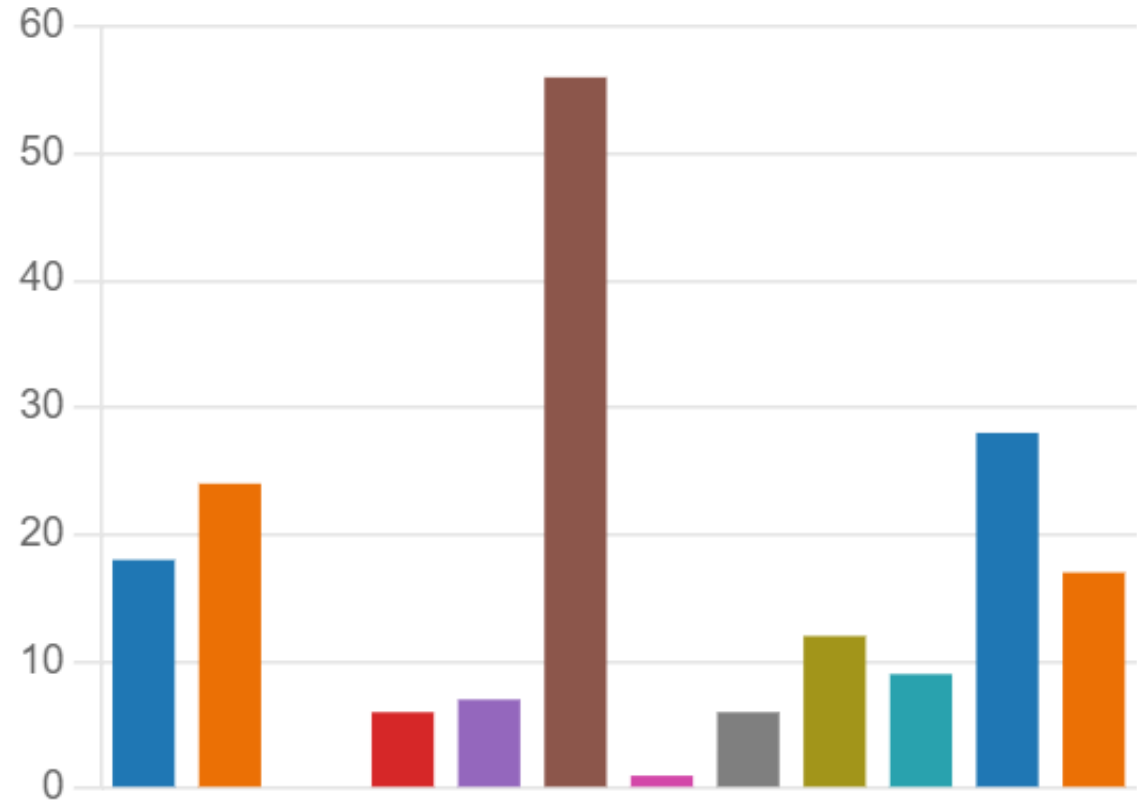
- ▶ Yes – 110 (22%)
- ▶ No – 349 (70%)
- ▶ I don't know – 29 (6%)
- ▶ Prefer not to say – 8 (2%)



- Yes
- No
- I don't know
- Prefer not to say

# Continuance to Q5

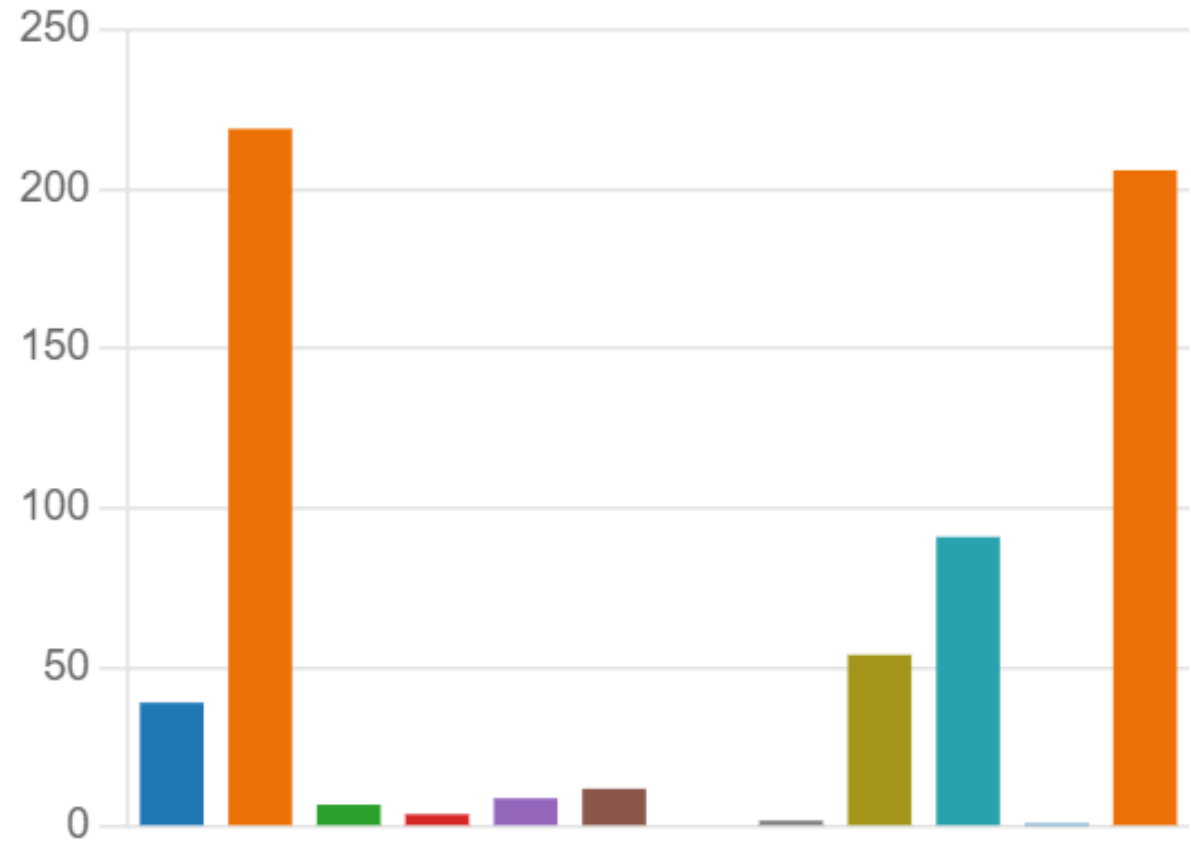
Autism Spectrum Disorder	18
Attention Deficit Disorder / Atte...	26
Blind / Vision Impaired	0
Deaf / Hard of Hearing	7
Developmental Coordination Di...	7
Mental Health Condition (e.g., a...	57
Neurological Condition (e.g., m...	1
Speech & Language Communic...	7
Significant Ongoing Illness (e.g.,...	12
Physical Disability (e.g., spina bif...	9
Specific Learning Difficulty (e.g., ...	30
Prefer not to say	18





# Q6. Other Conditions Impacting Learning

I work full-time	43
I work part-time	234
I have caring responsibilities (ch...	10
I have caring responsibilities (el...	4
I have caring responsibilities (ot...	11
I do not have a permanent resid...	12
I am in Direct Provision	0
I am a refugee	2
I am the first in my family to go ...	58
I am financially dependent on a ...	94
I have experience of the crimina...	1
I commute to college	222



# Q7. If you commute, please specify...

346 responded to this question, out of 499 respondents.

- ▶ 59% use bus(es)
- ▶ 25% use cars
- ▶ 18% use trains/DART/Luas
- ▶ 10% walk
- ▶ 7% use bikes

Some students use a combination of the above methods, which means students are spending a large chunk of the day commuting.



# Next Steps

- ▶ Implementing survey questions annually, to build a picture year-on-year
- ▶ Potentially, SUs could administer the survey questions to their class rep cohorts to get individual institutional snapshots of class rep diversity

